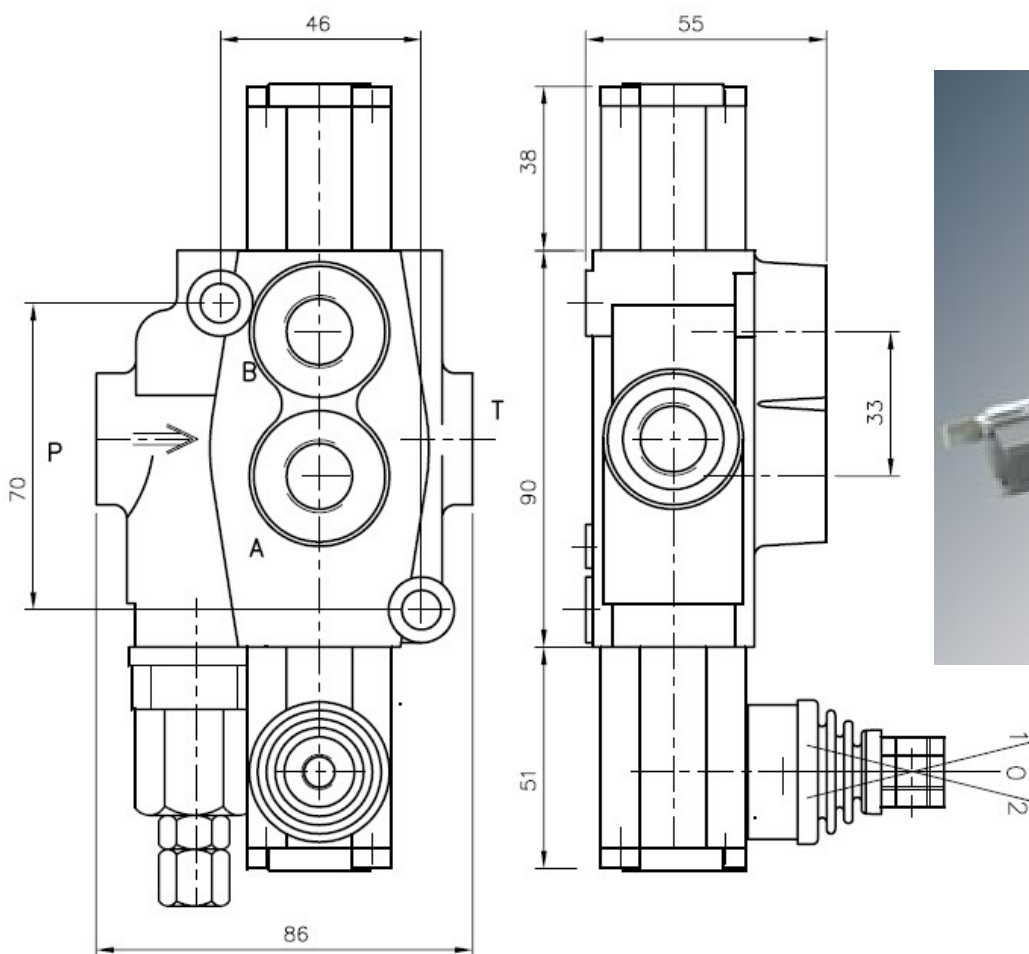


Handsteuerventile Typ P 35

Technische Daten

Durchfluss max 35 L/min.

Betriebsdruck max 300 bar



Artikel	Bezeichnung	A-B-P-T	L/min	Hebel	A	B	C	D
	P35/1-A1	G 3/8"	35	1	55		86	46

Weitere Möglichkeiten auf Anfrage

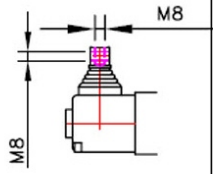
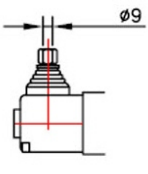
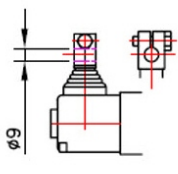
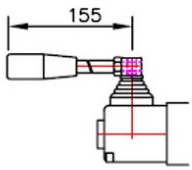
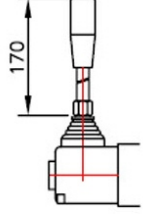
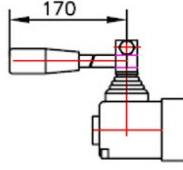
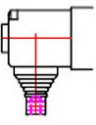
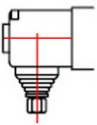
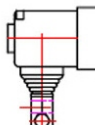
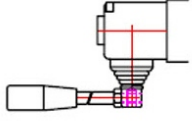
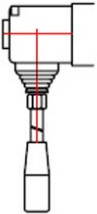
Kolben Typ

A	
B	
C	
D	
E	
F	
M	
N	
O	
P	
Q	
R	

Rastierungen

code	spool control			
1	<table border="1"><tr><td>1</td><td>0</td><td>2</td></tr></table>	1	0	2
1	0	2		
2	<table border="1"><tr><td>1</td><td>0</td><td>2</td></tr></table>	1	0	2
1	0	2		
3	<table border="1"><tr><td>1</td><td>0</td><td>2</td></tr></table>	1	0	2
1	0	2		
4	<table border="1"><tr><td>0</td><td>2</td></tr></table>	0	2	
0	2			
5	<table border="1"><tr><td>1</td><td>0</td></tr></table>	1	0	
1	0			
6	<table border="1"><tr><td>1</td><td></td><td>2</td></tr></table>	1		2
1		2		
7	<table border="1"><tr><td>1</td><td></td><td>2</td></tr></table>	1		2
1		2		
8	<table border="1"><tr><td>1</td><td>0</td><td>2</td></tr></table>	1	0	2
1	0	2		
9	<table border="1"><tr><td>1</td><td>0</td></tr></table>	1	0	
1	0			
10	<table border="1"><tr><td>0</td><td>2</td></tr></table>	0	2	
0	2			
11	<table border="1"><tr><td>1</td><td></td><td>2</td></tr></table>	1		2
1		2		

Einbaumöglichkeiten

KZ		KY		KI	
KZ1		KY1		KI1	
KZ0		KY0		KI0	
KZ01		KY01		KI01	